

*We know you will have a lot of fun.....
at a TDR workshop, enjoyment goes hand-in-hand
with learning and creating!!*



Follow us on Facebook to find out about more workshops,
hints, tips, new product and promotions

The Drawing Room Limited



Call us to book your place
(03) 366-0033

or e-mail

workshops@thedrawingroom.co.nz

Bookings Essential Payment due at time of booking Bookings are non-refundable

Parking in Carlyle and Colombo Streets, as well as spaces in our carpark behind us

500 Colombo Street, Sydenham, Christchurch

www.thedrawingroom.co.nz



**the drawing room
workshops & classes**

Drawing is the basis of all art creation and the transference of facts, thoughts and emotions. A photograph will only capture a moment in technicality. Words struggle to depict a scene or emotion..... Drawings can convey facts accurately but more importantly they can convey thoughts, emotions, ideas, history. Drawing can be learned by anyone- anyone can increase their skill in drawing. "Drawing teaches habits of close observation that will always be useful" (Susanna Clarke). I love drawing and am really pleased to have this opportunity to help you with your drawing skills.

Classes will cover drawing materials and their uses, then progress onto the subject of 'The Problem Of Seeing' and how to overcome this. Perspective in line and value will be discussed and practiced. The ascertaining of light and shade and its depiction will be practiced and composition. Classes will be fun, enjoyable and challenge you to achieve to your satisfaction. Subjects may range from people, street scenes, cityscapes, cars, animals (draw your pet), landscape, still life, skiescapes, fantasy scenes, portraits.....



Jon's aim is for students to gain the mental ability to see the reality of any subject for drawing and basic skills for portraying the subject as a drawing.

10am - 2pm

SUNDAY 4TH NOVEMBER

THURSDAY 8TH NOVEMBER

SATURDAY 24TH NOVEMBER

\$69 per class

plus materials

* Please bring your lunch with you, (or local cafes to purchase from in the half hour lunch break)


Drawing 101

WITH JONATHAN MARETT



Classes are suitable for students of any age and present ability; from novices to those practicing artists wishing to extend their skills and abilities. They will be challenging and enjoyable for all participants.

the
drawing
room



Book for one class or as many as you can, and get started on your drawing journey!

Explore your Christmas craft skills in a flurry of festive fun, and join us for a Zentangle inspired

"SPARKLING STARS WORKSHOP"

Perfect for cards, tags and decorations.



ZENTANGLE STAR Christmas Class



the
drawing
room

**SAT. 27TH
OCTOBER
10am - 12.30**

\$39.00

Including
all materials

Come and have
a play with
Zentangle
on a series of stars
& templates in a
festive theme

**OR:
TUES. 20TH
NOVEMBER
10am - 12.30**

\$39.00

Including
all materials


LIMITED PLACES - BOOK NOW!!

Ph 366 0033 or e-mail workshops@thedrawingroom.co.nz

Payment at time of booking Bookings are non-refundable

CHRISTMAS THEMED FABRIC PRINTING WORKSHOP

Create up to TEN beautiful hand-printed
Christmas gifts to give as presents
to your friends and family



**All materials included to make
up to TEN goodies/gifts!**

Experiment with a range of hand
printing techniques, many of which
can be carried on with at home.
Also an introduction to
screen printing on fabric.
You'll be amazed at the professional
outcome achieved in the class
and blow your friends and family away
with fabulous printed Christmas gifts

**MAKE TEA-TOWELS,
PILLOWCASES, A TOTE
BAG, LINEN GIFT
BAGS & CHRISTMAS
CARDS**

No knowledge or
experience required,
just a desire to give it a
go and have some fun!

**TUESDAY 27TH
NOVEMBER
OR
SATURDAY 1ST
DECEMBER**

10am - 2.30pm

\$189.00

Including all materials

**TUESDAY 20TH
NOVEMBER
7pm - 9.30pm**

\$129.00

Including
all materials

AN EVENING OF CHRISTMAS PRINTING

**Choose from a selection
of fabulous screen printed
tea towels, tote bags and papers.
Combining creativity with a range
of hand printing techniques you
will turn these plain prints into
colourful and creative
Christmas gifts.**



Escape the busyness with an evening of mindful printing.....

**Create up to 5 unique
hand-printed Christmas gifts and print your own
Christmas cards and linen gift bags too!**

No knowledge or experience
required, just a desire to give
it a go and have some fun!!

**Blow your friends and family away with fabulous
printed Christmas gifts, that all look so professional!**


**All materials included to make the hand-printed goodies*

Image Transfer onto Tiles

Learn how to transfer printed images
onto ceramic tiles and wood.
These make great gifts or use them
as trivets, coasters or decorative artworks.

**Saturday 10th November
10.30am - 12noon**

**\$45. Including
all materials**



Play with Clay

Come and have a play with air-dry clay,
using all the cutters, stamps and patterns we
have to create some lovely clay pieces
A fun hobby to master.
Make jewellery, pots, gift tags or
even Christmas decorations

(Please bring a container to transport your pieces home safely!)

**Saturday 10th November
2pm - 3.30pm**

**\$30. Including all
materials**

**MAKE
CHRISTMAS
PRESSIES FOR
YOUR FRIENDS
AND FAMILY!**



OIL/ACRYLIC PAINTING CLASSES

with Local Artist
Wayne Seyb

Wayne has been painting and exhibiting his work since 1982.

His classes are open to everyone from beginners to more experienced painters.

Wayne's aim is to encourage and foster each person's individuality.

Art is personal; it is different for everyone.


His speciality is in freeing up the painting process by exploring different ways of applying paint.

The 8 week course will centre on the 3 elements that make up a good painting – colour, drawing and contrast, and will begin with a focus on colour theory.

Subject matter can range from figurative to abstract- using personal experiences, memories, or even photographs as source material.



Detail of "24 Hour Painting" 2017



"Riwaka Bridge"

the
drawing
room



Wayne in front of The Artist's Monument in Chicago— where artist, Tony Tasset, has engraved artists names,

OIL OR ACRYLIC PAINTING CLASS

8 week course
\$295
plus materials


WEDNESDAY
9.30am - 11.30am
20TH FEBRUARY
- 10TH APRIL

OR

FRIDAY
10.00am - 12.00
22ND FEBRUARY
- 12TH APRIL

DRAWING A REALISTIC FACE

with Jonathan Marett



Recognising and perceiving faces are vital abilities to coexist in society. We are all born with inherent skill to read the nuances in faces that form a huge part of body language. Faces are billboards on the passage of human history.

An ability to convey a realistic image of a particular face enables us to tell a story, invoke emotion, record history.

Drawing is the essence of depicting faces. Once you can draw a realistic face you can paint portraits or incorporate faces in any art works and any medium. Painting is simply drawing with paint.

To draw a realistic face you must learn to see things the way our eyes see things, not the way our brain thinks it sees things. We must learn to depict objects, in this case, facial features, as they really are.

Drawing realistic faces is an ability we can all master. I would be delighted to guide you in the process of learning the essential steps to drawing realistic faces.

2 DAY CLASS
10am - 4pm

SATURDAY
16TH FEBRUARY
AND
SUNDAY
17TH FEBRUARY

2 day course
\$159
plus materials

* Course materials list available on booking

* Please bring your lunch with you, (or local cafes to purchase from in the half hour lunch break)



Spaces Strictly Limited– Bookings Essential

Phone 366 0033 or e-mail workshops@thedrawingroom.co.nz

Payment at time of booking Bookings are non-refundable

INTRODUCTION TO FABRIC SCREEN PRINTING

“Botanical Theme”

WITH THE TALENTED CARLA WATSON OF IMPRINT NZ

An exciting hands on, interactive Workshop looking at several types of fabric printing techniques. No knowledge or experience required, just a desire to give it a go and have some fun.

Experiment with a range of hand printing techniques, many of which can be carried on with at home.

Also an introduction to screen printing on fabric. You'll be amazed at the professional outcome achieved in this beginners class. Students will be printing beautiful floral imagery onto a range of test fabrics, tea towels and other linen products.



TAKE HOME TWO
PRINTED TEA
TOWELS AND TWO
PILLOW CASES, AS
WELL AS ALL YOUR
TEST PIECES!

**TUESDAY
26TH FEBRUARY
9.30am - 12.30pm**

\$120 PER PERSON

the
drawing
room



ZENTANGLE WORKSHOP

The Zentangle Method is an easy-to-learn drawing technique.

A relaxing, fun way to create beautiful images by drawing structured patterns. Zentangle art is done with intent; deliberate strokes, lines, curves & dots, with a specific structure to follow as you build up the pattern (tangle).

These 'tangles' are then composed together into small artworks.

Ildica is a Certified Zentangle Teacher, having been taught by the founders Rick and Marie, and with great passion is keen to spread the patterns of Zentangle.

ZENTANGLE ESSENTIALS

For those new to Zentangle.
A 2.5 hour
introductory class

TUESDAY 13TH NOVEMBER

9.30am - 12noon

or

TUESDAY 12TH FEBRUARY

10am - 12.30pm

\$55.00 Including all materials



4 WEEK ZENTANGLE COURSE

Tried a "Taster" or already practise Zentangle? Then this four week course is for you! Learn so much more and a little colour too!

**TUESDAY 19TH MARCH
to TUESDAY 9TH APRIL**

10am - 12.30pm

\$160.00 Including all materials

the
drawing
room



Oil Painting Technique Course of the Flemish Old Masters



Old Masters paintings the very phrase conjures up visions of achingly beautiful luminous colours, subtle tonalities and exquisite realism. The techniques and materials employed over various centuries to produce such masterpieces are many and varied. This course will teach a very simple and adaptable method of painting with oils in the manner of the Old Flemish Masters. It's a technique particularly suited to floral, still life and portrait painting but with minimal adaption is perfectly suitable for landscapes or indeed, any subject matter. It's a multi-layered direct method of painting that will produce beautiful deep transparent luminous paintings.



6 WEEK COURSE

THURSDAY

7th March – 11th April

10.00am - 1.00pm

\$295

plus materials

* Course materials list available on booking

the
drawing
room

This course is suitable for anyone, of any experience, from absolute novices at oil painting to those experienced but wishing to learn this method of painting. Each student will be producing a painting of a subject of their own choosing. Instruction will be given so that all will master surface preparation, image transfer, toning the surface, brown underpainting, grey under-painting, the colour layers and the finishing layers. It's intended that the course will be sociable and mutually supportive among participants. As your tutor/facilitator, it will be both my pleasure and mission to ensure every student attains the ability to accomplish a fine oil painting in the manner of The Old Flemish Masters.

Watercolour Techniques with Susie Millichamp

Come and discover the "Beauty that is Watercolour" with colourist, Susie Millichamp. Susie exhibits mainly around the Ashburton region, and has had great success at her solo exhibition at Rangī Ruru Girls School recently. She has enjoyed painting courses in Italy and France.



This five week course is for beginners to intermediate level folk, who are looking to learn new skills. You will be taught colour mixing, pigment-to-water ratios, learn how to produce texture and the skill of "lost and found" edges.

Watercolour can be a challenging medium, but with Susie's years of experience, the course will be presented in a structured manner to give students practise in mastering these skills. Flowers, native birds and landscape will be your source of inspiration.



5 WEEK COURSE

Dates to be confirmed

Leave your name
with staff to be
notified of new dates

10.00am - 1.00pm

\$295

plus materials

* Course materials list available on booking

the
drawing
room

